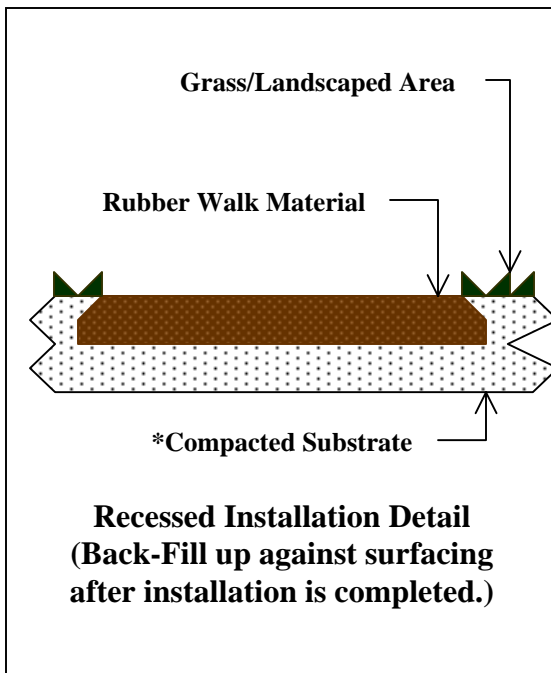
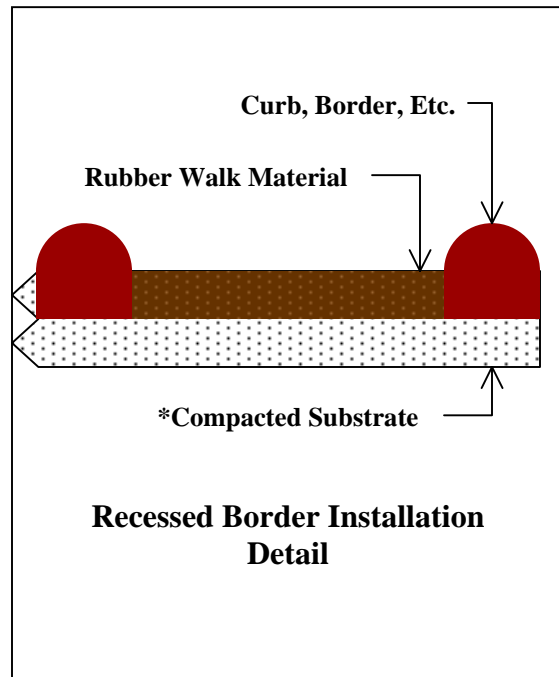
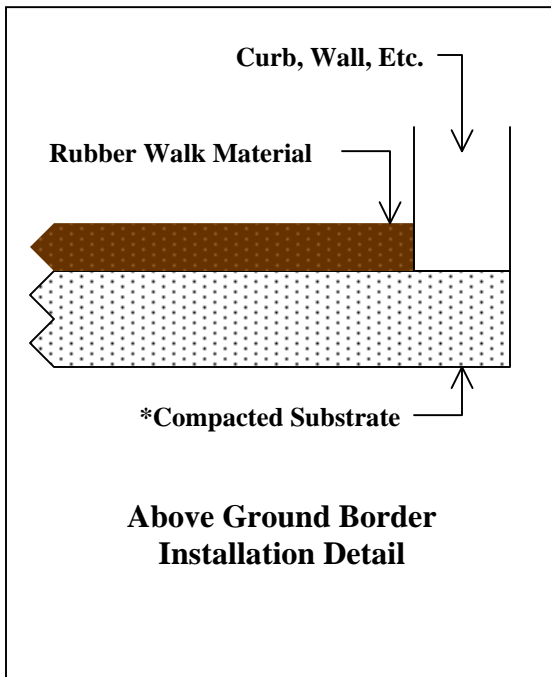


Rubber Walk Pour-N-Place Edge Detail



Notes:

*Compacted Substrate: Unlike the EPDM Pour-N-Place, the Rubber Walk may be installed over any compacted surface which does not wash and exhibits positive drainage. This includes concrete, asphalt, and granite dust. A non-woven textile will be used when using a granite dust substrate.

Rubber Walk Product Information

Composition	Special blend of colored rubber mulch and a polyurethane binder
Applications	Accessible Walking Trails, Playgrounds, and Erosion Control
Installation Method	Single Density Wet Pour, Troweled On-Site
Testing	ASTM F-1292-96 “Standard Specifications for Impact Attenuation of Surface Systems Under and Around Playground Equipment” ASTM F-1951-99 “Surface Accessibility Test” ASTM D 2859 “Flammability (Pill) Test” CRI TM-101 “Creating Surface Appearance Changes in Pile Yarn Floor Covering from Foot Traffic”, Wear Retention Test
Maintenance	Remove any loose debris with a blower or broom. For heavily soiled areas, use a garden hose and a light soap and scrub with a soft bristled brush. Rinse thoroughly.